Efficient Hair Removal/Comfortable Experience/Non-invasive Treatment

Square 808+ Pico Laser

Product Manual



Catalogue

Product introduction

Working principle 01

Product Parameter.....01

Product Structure Introduction 03

Instruction for Use

Interface Introduction..... 05

Parameters Setting..... 08

Contraindications..... 09

Precaution..... 09

Accessories List 10

Product introduction

Working principle

Laser principle:
Using the principle of photoblasting. The laser penetrates the epidermis in a very short time, causing the corresponding pigment to be overheated and instantly broken into small particles. These small particles are engulfed by human macrophages and excreted from the body through the lymphatic circulation system in the human body, thereby achieving the effect of removing stains.

Principle of hair removal:
According to the principle of selective photothermal dynamics, light energy passes through the epidermis and reaches the hair follicle at the root of the hair, thereby destroying the hair follicle tissue and causing the hair to grow slowly or no longer.

Product Parameter

Pico Laser Handle Parameters	
Wavelength	532nm/755nm/1064nm
Frequency	0-10Hz
Energy	300-2000J/cm^2

Product introduction

Product Parameter

Diode Laser Handle Parameters	
Spot Size	15*15mm
Screen Size	8 inch
Number of shots	50000000
Wavelength	808nm/1064nm/755nm
Frequency	1-10Hz
Energy	1-50J/cm^2
Total Power	2000W
Pulse Width	1MS-20MS
Voltage	200-240V
Heat Dissipation	Air cooling + water cooling
Package Size	59*54*122.5CM
Language	Various languages can be customized
GW	44kg

Product introduction

Product Structure Introduction



The front of machine
(Product in kind prevails)

1 Pico laser handle
2 On/off button
3 Diode laser handle
4 8 Inch touch screen

Product introduction

Product Structure Introduction



The back of machine
(Product in kind prevails)

1 Vent
2 Power cord socket
3 Power switch
4 Pedal socket
5 Water inlet
6 Gas outlet
7 Water outlet

Instruction for Use

Interface Introduction

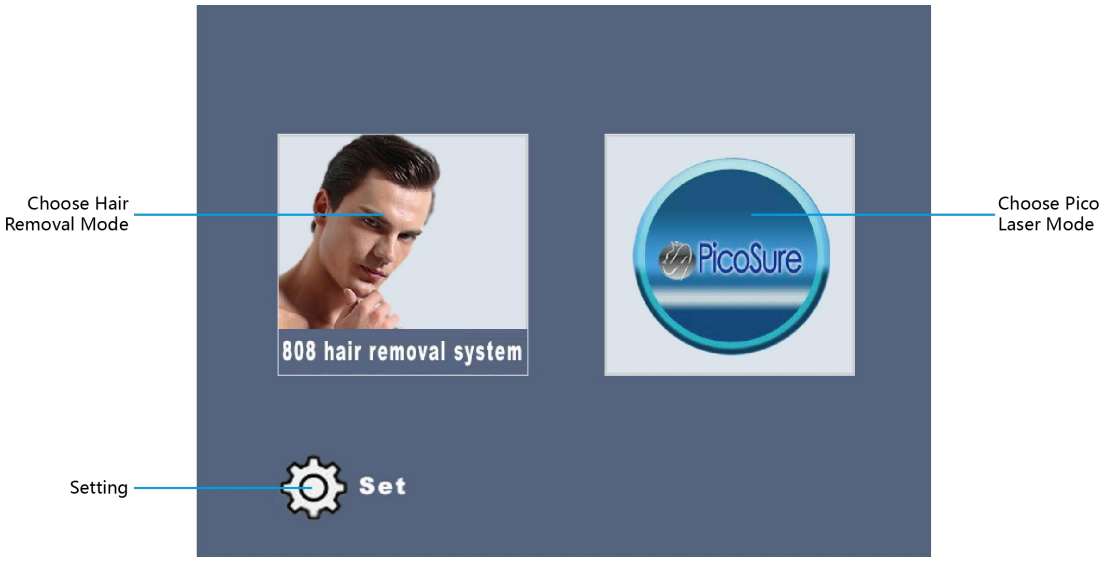

(1-1)

Open the instrument and the main interface will appear. Touch the screen to enter the handle selection mode (for example, select Hair Removal mode). You can set the language, etc. in Setting.



Initial Password 88888888

(1-2)

Enter（1-2），Enter password 88888888 to set background data

Instruction for Use

Interface Introduction



(1-3)

Enter the hair removal operation interface（1-3），select gender, skin tone and body part.



(1-4)

The energy adjustment starts from 20, the pulse width starts from 10-12, and the frequency is between 3-4; set cooling level to maximum in summer, then click to start

Interface Introduction



(2-1)

Return to (1-1), select picosure mode, enter Figure (2-1), select wavelength, and enter the next page



(2-2)

Enter (2-2), energy adjustment starts from 650, frequency starts from 3, open the Red Aim Indicator, click Ready for treatment.

Instruction for Use

Parameters Setting

Diode laser handle parameters setting for reference

Skin Type	Hair Color	Pulse Width	Frequency	Energy	Time
Yellow	Brown	10~15	3~6	From 20	10~15min
White	Blonde	10~15	3~6	From 25	10~15min
Black& Yellow	Black	10~15	3~6	From15	10~15min

Pico laser handle parameters setting for reference

Adjust parameters based on customer feedback

Type	Energy J/cm²	Wavelength nm	Remark
Whitening	900-1200	1064/755	Operate until the skin turns slightly red
Epidermal Speckle	900-1200	1064/755	The operation is performed until the spots turn white and then slightly bleed.
Dermal Speckle	1200-1500	1064	Operate until slightly red
Chloasma	700-1000	1064	Operate until it turns white or slightly red
Mole Removal	1000-1500	1064	Operate until bleeding or whitening occurs
Eyebrow Tattoo、Tattoo、Eyeliner Tattoo, eyeliner Tattoo	1500-2000	1064	New style tattoo, black and blue colors. Operate until the tattoo turns white.
	900-1200	1064	Old style tattoo, black and blue colors. Operate until the tattoo turns white.
	900-1200	532	Remove the colorful tattoo and operate until the tattoo turns white
Black Heads	1200-1500	1064	Remove blackheads

Instruction for Use

Contraindications

1、Pregnant women, high blood pressure, heart disease, diabetes;
2、People allergic to light;
3、People with open wounds;
4、People who cannot avoid sex in the near future;
5、menstrual period.

Precaution

Precautions after pico laser

1、Ice compress for 15-20 min.
2、If there are dandruff or scabs on the skin within a week after the operation, strengthen moisturizing and sun protection, do not wear makeup. The scabs will slowly fall off after 3-5 days.
3、If there is fluorescent powder, it is recommended to repair it first, and then do picosecond treatment. If you do it directly, the melanin will easily return.
4、Adjust different energies according to local weather and ultraviolet rays.
5、If you take traditional Chinese medicine, you need to wait a week before the operation. Photosensitive foods (such as celery, spinach, vegetables, lemons, etc.) and photosensitive drugs (such as tetracycline, etc.) should be fasted within one week after the operation.

Instruction for Use

Precaution after hair removal

1、Do not wash with soap or shampoo within 6 hours of hair removal. Do not use cosmetics on the day of hair removal, and do not rub the hair removal area hard.
2、Use only mild skin care formulas after hair removal.
3、Please wear loose-fitting clothes to avoid friction against your skin。
4、After hair removal, do not expose yourself to the sun, take a sauna, or swim.
5、Do not use scrubs, alcohol, or antiperspirants after hair removal. It is recommended to use warm water for bathing.
6、Do not eat photosensitive foods (such as celery, spinach, vegetables, lemons, etc.), photosensitive drugs (such as tetracycline, etc.), spicy and irritating foods within a week.

Accessories List

Item	Quantity
Pico Laser Handle	1PCS
Diode Laser Handle	1PCS
Pedal	1PCS
Power Cable	1PCS
Carbon Gel	1PCS
Goggles	1PCS

Note: The machine is a light product. During operation, be careful not to point it at people's eyes. After operation, you need to put the handle into the protective cover to prevent accidental operation and injury to people.