Remove Hair / Shrink Pores / Tighten Skin / Improve Skin

Frosted Soprano 808

User Manual



Catalogue

product presentation

Principle of the product 01

Parameter 01

Product structure description 02

Instructions

Interface description 04

Parameter setting table 07

Taboo group 07

Matters need attention 08

Parts list 08

Product presentation

Principle of the product

808 freezing point hair removal technology originated from Germany, according to the principle of selective photothermodynamics, through reasonable adjustment of wavelength energy and pulse width, so that light can pass through the skin surface to the hair root hair follicle, so that the hair follicle tissue is damaged, slow growth or no growth, and there is a skin rejuvenation effect. The rapid freezing point hair removal system adopts a unique freezing technology, which can cool the local skin to 5 degrees Celsius, overcoming the shortcomings of cold touch lighting, convenient and simple operation, no damage to the skin, easy hair removal.

Product parameters

808 Hair remover	
Facula	13*30MM
Screen pixel	1080x1920
Number of handles	50000000
Frequency	1-10Hz
Energy	1-120J/CM2
Overall power	3000W
Pulse width	1MS-20MS
Voltage	200-240V
Heat dissipation	Semiconductor refrigeration + air cooling +TEC refrigeration
Package size	62*56*142cm
Language	Support for various languages
Water tank	5L
Weight	70KG

Product presentation

Product structure description



The front of machine
(Product in kind prevails)

1 15-inch display
2 Emergency stop button
3 Key switches
4 Status indicator

Product presentation

Product structure description



The back of machine
(Product in kind prevails)

1 Handle
2 Power switch
3 Power cord socket
4 Water inlet
5 Gas outlet
6 Water outlet

Instructions

Interface description



(1-1)

Open the instrument and the main interface appears. Touch the screen to enter the operation interface

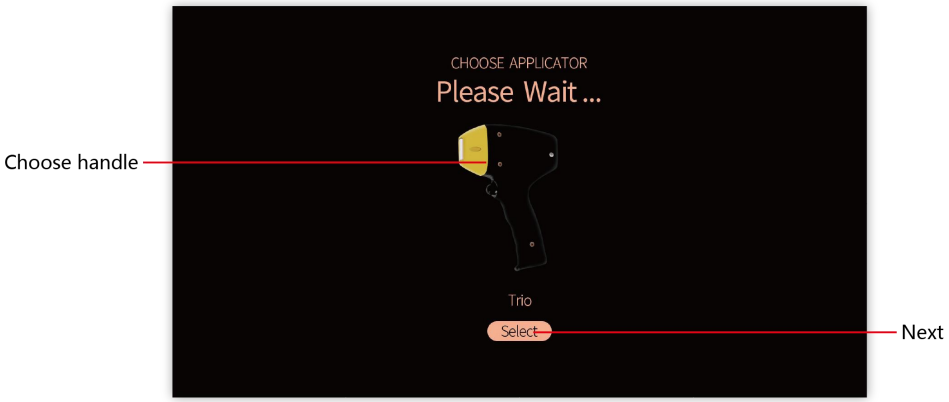

(1-2)

Enter the operation screen, tap the display handle, and tap Select to go to the next page

Instructions

Interface description

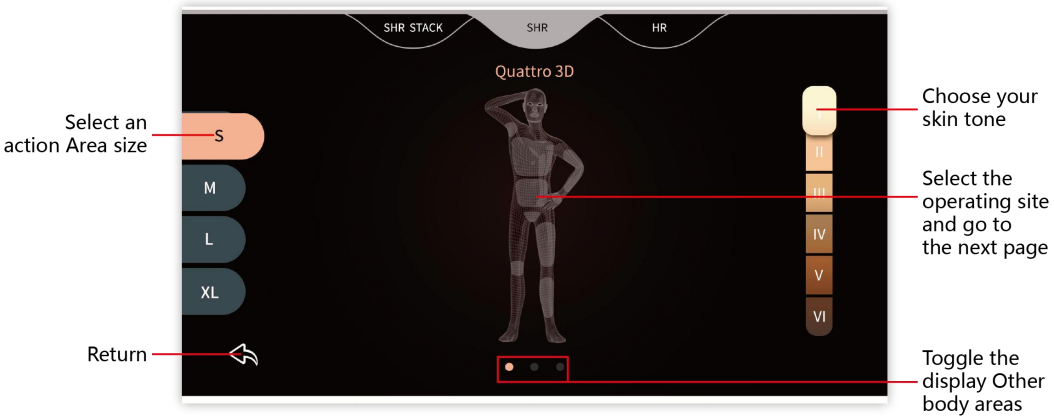

(2-1)

Enter the operation interface "Figure (2-1)", first select the corresponding mode, range size, skin color, and finally select the body part, click the body part to enter the next page.

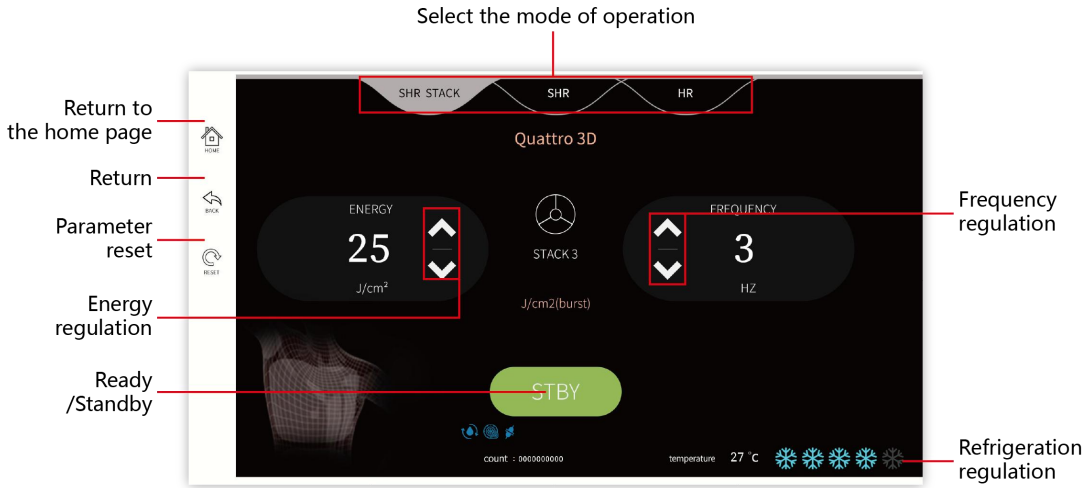

(2-2)

Enter the "operation interface" figure (2-2), adjust the energy, frequency, pulse width, and click the "Ready" button for treatment.

Instructions

Interface description

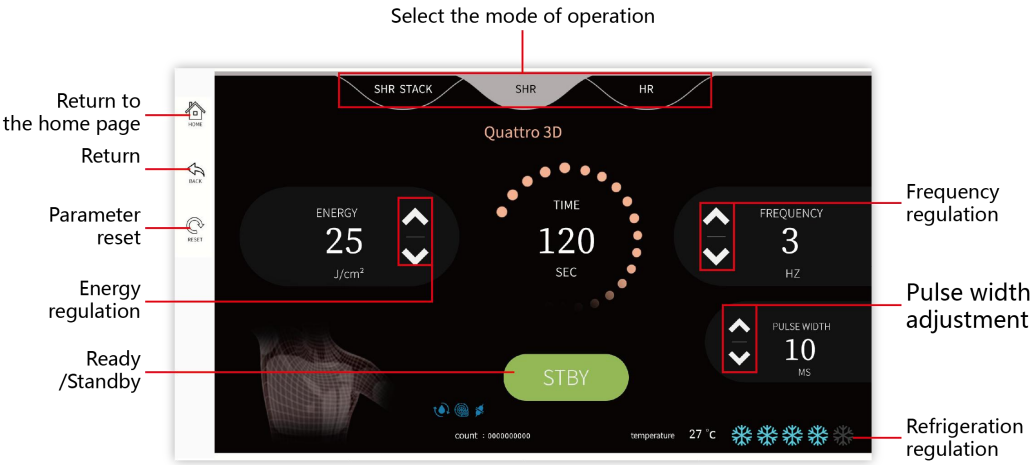

(3-1)

Enter the "operation interface" figure (3-1), adjust the energy, frequency, pulse width, and click the "Ready" button for treatment.

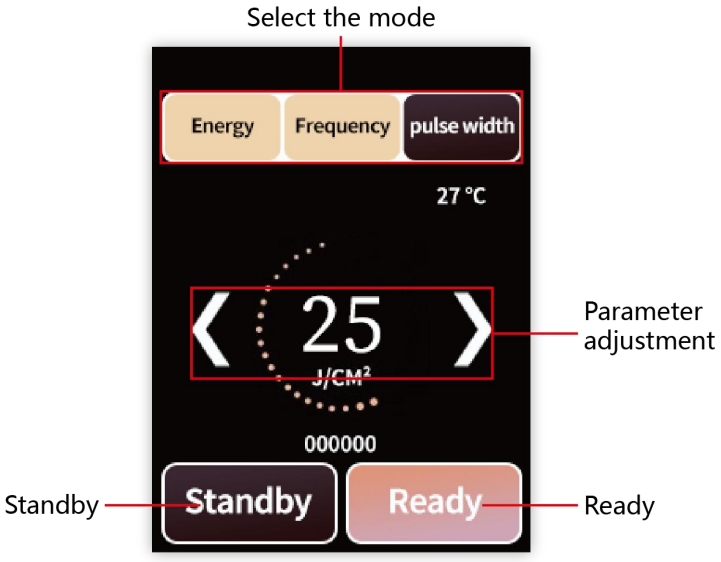

(3-1)

Figure (3-2) is the handle operation interface. Mode switching, energy and pulse width adjustment can be performed directly on the handle during treatment.

Instructions

Parameter setting table

Wave length	Hair color	Hair color	Pulse width	Frequency	Energy	Time
808nm	Yellow skin	Brown	10~15	3~6	Start at 15	10 to 15 minutes
755nm	Fair skin	Golden	10~15	3~6	Start at 15	10 to 15 minutes
1064nm	Black and yellow bark	Black	10~15	3~6	Start at 15	10 to 15 minutes

Taboo group

1, Pregnant women, high blood pressure, heart disease, diabetes

2, People who are allergic to light are prohibited

3. People with open wounds

4. Prohibited during menstruation

5, Skin diseases, etc

Instructions

Precautions after treatment

1. Wear a protective eye mask before treatment.

2, after hair removal, ice can be applied in the freezing state of the gun body (standby mode), or ice pack cold

Apply hair removal area to reduce edema and discomfort.

3. Pay attention to the prevention of trauma within a week after hair removal: do not bathe in hot water, exercise, massage, etc.

4, pay attention to physical sun protection, one month after hair removal to avoid direct sunlight.

5. Slight erythema and edema appear within 24 hours after surgery, which can be relieved by ice.

6. Symptoms such as allergy, itching, and mild burning appear in the treatment area within 48 hours after surgery.

(The reason is because the skin is short of water can apply plant essence moisturizing products)

7, postoperative blisters, pigmentation, etc. (can be relieved by oral vitamin C)

Parts list

Name	Amount
Hand shank	1
Protective spectacles	1
Funnel	1
Gel	1
Power cord	1

