White Rabbit version
808 hair removal instrument

Product instruction manual



Catalogue

Product introduction

Working principle ····· 01

Product specifications ····· 01

Structure introduction ····· 02

Instructions for use

Interface instructions ····· 04

Parameter setting ····· 06

Precautions ····· 06

Warning ····· 07

Configuration list ····· 07

Product introduction

Working principle

808 freezing point hair removal technology originated in Germany, based on the principle of selective photothermodynamics, through reasonable adjustment of wavelength, energy and pulse width, so that light can pass through the skin surface to the hair root follicle, so that the hair follicle tissue is damaged and slow growth or no growth. The rapid freezing point hair removal system adopts a unique freezing technology, which can cool the local skin to 5 degrees Celsius, overcoming the shortcomings of early hair removal cold touch lighting side effects, skin damage, and complex operation.

Product specifications

808 hair removal device	
Facula	13*30MM
Screen size	15.6
Handle number	50000000
Wave length	808nm
Frequency	1-10Hz
Voltage	200-240V
POWER	2000W
Water tank	5L
Language	Support for various languages
Heat dissipation	Air-cooled + water-cooled + semiconductor
protective system	Temperature , voltage and water shortage protection

Product introduction

Structure introduction



The front of machine
(Product in kind prevails)

1 LCD large screen
2 Key switch
3 Socket
4 Power handle
5 Energy conduit
6 Asspirail

Product introduction

Structure introduction



The back of machine
(Product in kind prevails)

1 ventilation
2 Gas outlet
3 Power interface
4 Power switch
5 Power switch
6 Water outlet

Product introduction

Interface instructions

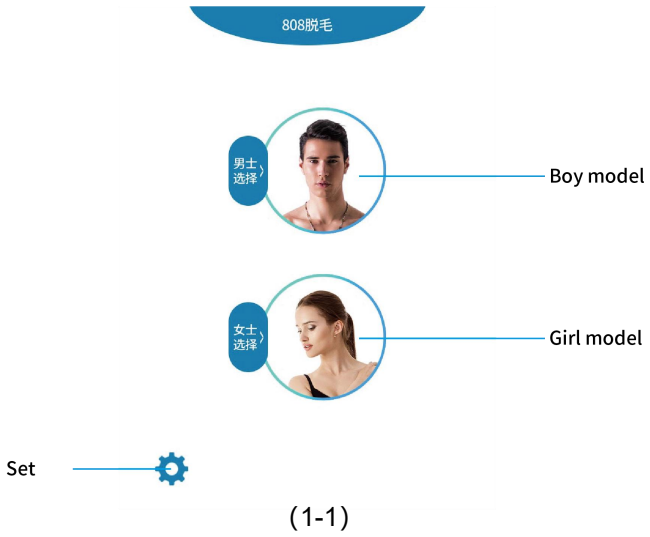

(1-1)

Open instrument (1-1), sex selection

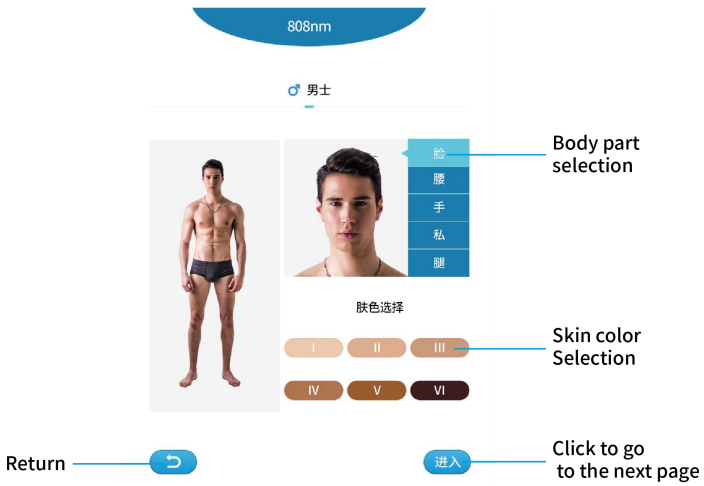

(1-2)

Enter the interface (1-2), select the treatment site, select skin tone, and click the next page

Product introduction

Interface instructions

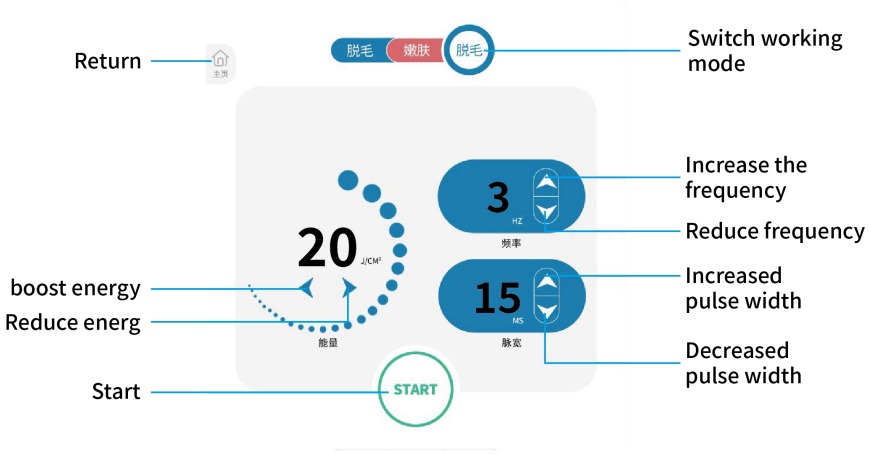

(1-3)

(1-3) for hair removal mode, the energy is adjusted from 20, the frequency is adjusted from 3, and the pulse width is adjusted from 15. Click "START" to operate

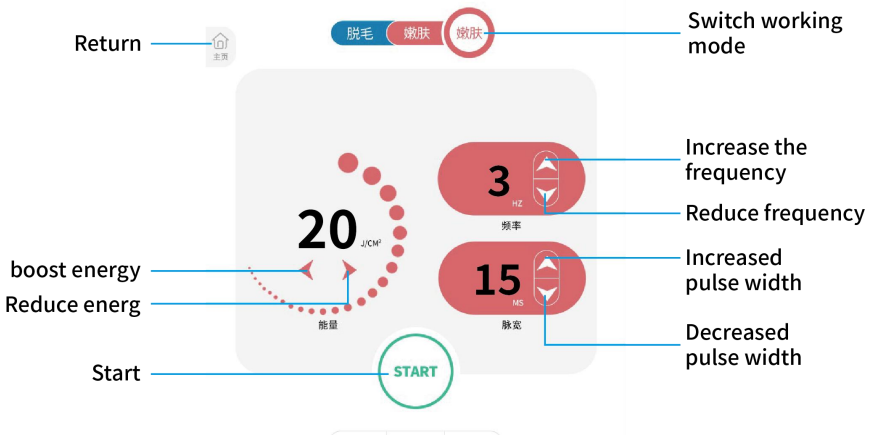

(1-4)

(1-4) is the skin rejuvenation mode. During treatment, the energy should be adjusted from 20, the frequency from 3, and the pulse width from 15. Click "START" to operate

Product introduction

Parameter setting

Gender	Pulse width	Frequency	Energy	Time
Man	10-15	3-6	15begin	10-15minute
Woman	10-15	3-6	15begin	10-15minute

Precautions

1. Wear a protective eye mask before treatment.

2, after hair removal, ice can be applied in the freezing state of the gun body (standby mode), or ice pack cold

Apply hair removal area to reduce edema and discomfort.

3. Pay attention to the prevention of trauma within a week after hair removal: do not bathe in hot water, exercise, massage, etc.

4, pay attention to physical sun protection, one month after hair removal to avoid direct sunlight.

5. Slight erythema and edema appear within 24 hours after surgery, which can be relieved by ice.

6. Symptoms such as allergy, itching, and mild burning appear in the treatment area within 48 hours after surgery.
(Moisturizing products with plant essence can be applied to the skin without water.)

7, postoperative blisters, pigmentation, etc. (can be relieved by oral vitamin C)

Product introduction

Warning

1, pregnant women, high blood pressure, heart disease, diabetes;

2, people who are allergic to light are prohibited;

3. People with open wounds;

4. Prohibited during menstruation

Configuration list

Part Name	Amount
Host machine	1
Hand shank	1
Protective spectacles	1
Funnel	1
Gel	1
Power cord	1